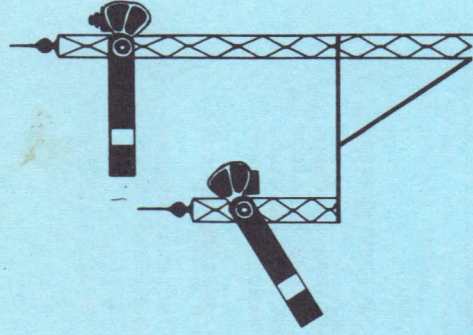


Branch

Line

Society



PASSENGER

TRAIN

SERVICES over

UNUSUAL LINES

1985-86

150p

INDEX

CORAS IOMPAIR EIREANN	33 - 34
EASTERN REGION: London Area routes	2
Other routes	9 - 15
LONDON MIDLAND REGION: London Area routes	2 - 3
Other routes	15 - 25
LONDON REGIONAL TRANSPORT	33
NORTHERN IRELAND RAILWAYS	33
SCOTTISH REGION	30 - 33
SOUTHERN REGION: London Area routes	4 - 9
Other routes	29 - 30
WESTERN REGION: London Area routes	4
Other routes	25 - 29

EXPLANATION OF REFERENCES

- C : Motorail train.
D : Dated service.
N : This train is Not Advertised in the public timetable and is subject to cancellation at short notice. These trains are not normally available to members of the general public.
NRU : No regular use of this route has been noted.

Days of operation :

- | | | | |
|----------------|---------------|--------------|--------------------------|
| M : Mondays | } <u>plus</u> | X : Excepted | |
| T : Tuesdays | | O : Only | e.g., |
| W : Wednesdays | | | FO = Fridays Only |
| Th : Thursdays | | | SX = Saturdays Excepted. |
| F : Fridays | | | |
| S : Saturdays | | | |

SUN : Sundays Only.

Where no indication is given, a train runs Mondays to Saturdays throughout the period of the timetable.

FURTHER COPIES

Additional copies of this publication, price £1.50 including postage, can be obtained from the Branch Line Society, Sales Officer, K.E.Taylor, 22 Moor Meadow Road, Sutton Coldfield, West Midlands, B75 6BO. Cheques and Postal Orders should be crossed and made payable to the Branch Line Society.

PASSENGER TRAIN SERVICES
OVER UNUSUAL LINES

TWENTY-FIFTH EDITION

13 MAY 1985 TO 11 May 1986

Compiled by R.Hamilton and B.W.Rayner

HOW TO USE THIS PUBLICATION

Below are listed all routes maintained as passenger lines which do not have a publicly advertised passenger train service operating throughout the year. Also shown are routes which, although used on a regular and often frequent basis, are difficult to identify in the public timetable.

Timetabled trains using these routes are listed; for actual dates of operation see the appropriate timetable, Motorail or other publicity. Where it has been possible to identify a reasonable flow of special excursions (either publicly advertised or privately chartered) operating over a certain route, this has also been shown. A certain amount of licence must be allowed in this part of the list, as on many occasions an alternative route may also exist, though the one shown is the route normally used. Special excursions between points served by Summer seasonal services can normally be expected to traverse the same route but staff shortages in certain areas make it sometimes necessary to run the special trains by other routes. The points mentioned for special trains can also be taken to include trains travelling via these places to and from points beyond.

SUPPLEMENTS

It is expected that a supplement to this publication will be issued during October 1985. This will be issued automatically to all Branch Line Society members along with, or included within, *Branch Line News*. Any non-member who wishes to receive this supplement should send a 9 in by 4 in 13p-stamped addressed envelope to the address on the inside front cover. The supplement will be despatched as soon as possible after publication.

SUNDAY DIVERSIONS

To facilitate track maintenance and other engineering work on main lines, certain secondary routes are used on a semi-regular basis for Sunday diversions. These diversions follow a regular pattern and, depending on the route involved, start either late on Saturday evening or early Sunday morning, usually finishing in time for late afternoon and evening Sunday services to run normally.

Details of routes used, where those routes do not carry regular timetabled passenger services, are shown along with the times of the normal "blockage" if these are known. It must be realised that these blockages DO NOT OPERATE EVERY WEEKEND, but probably on at most twenty Sundays per annum. Certain services are shown below as running via the alternative route; this is the "booked" route of these trains but they are subject to further diversion for engineering work in the same way as other Sunday services and may well be "diverted" via the normal weekday route.

LONDON AREA LINES

L.1. Ilford: Up and Down Passenger Loops (outside flyover) (52 ch)
08:46 SX, 17:00 SX, 17:45 SX and 18:06 SX
Southend Victoria - Liverpool Street.

No booked service in the Down direction.

L.2 Forest Gate Jn - Woodgrange Park Jn (31 ch)
Barking Station Jn - Barking Jn (via flyover) (30 ch)

Used by evening services between Liverpool Street and the Tilbury and Southend section. Trains between Liverpool Street and Upminster also use the connection (34 ch) between the Tilbury line platforms and the Upminster line at the east end of Barking station.

L.3 Stratford: Gas Factory Jn - Bow Jn - Stratford Western Jn - Stratford Station (1 mi 71 ch)

Used, along with L.2, by Fenchurch Street trains when the line is blocked for engineering work between Gas Factory Jn and Barking.

L.4 Stratford Centre Jn West - Channelsea Jn (29 ch)

Special trains GE section to and from GN line, WCML, Southern and Western Regions run via this route.

L.4a. Stratford Centre Jn West - Channelsea Jn (29 ch)
Channelsea Jn - Loughton Branch Jn South (59 ch)

Trains from Stratford to Tottenham Hale (see Table 58).

L.5 Stratford Centre Jn East - Loughton Branch Jn South (50 ch)

22:45 SX Norwich - Liverpool Street.
Trains from Tottenham Hale to Stratford (see Table 58).

L.6 Stratford: Carpenters Road Curve (26 ch)

Special trains between Liverpool Street and the GN line; also certain Liverpool Street and Cambridge services when the line is blocked for engineering work between Cheshunt and Shelford.

L.8 Canonbury Jn - Finsbury Park (1 mi 23 ch)

Special trains between the GN line and Kensington Olympia, Southern and Western Regions (reversing at Dalston Jn) and also to and from the GE and LTS sections normally run via this route.

L.9 Primrose Hill Jn - Camden Jn (main lines) (22 ch)

Special trains between the Eastern Region and the WCML normally run via this route (but see also L.12).

L.10 Euston: Departures via the Down Carriage line to Camden Jn

17:03 SX (4) and 17:03 SUN (2) Euston - Holyhead.
17:55 (4) and 23:50 SO (3) Euston - Liverpool Lime Street.
The above services depart from the platform shown and, subject to the punctuality of incoming services, run via the diveunder carriage line to avoid conflicting with those services.

L.11 Willesden Junction New Station - Kensal Green Jn (26 ch)

07:59 SX Willesden Jn Low Level - Camden Road.
08:32 SX Willesden Jn Low Level - Stratford Low Level.
09:04 SUN Willesden Jn Low Level - North Woolwich.

L.12 Willesden Jn No.6 - Kensal Green Jn (City Goods lines) (76 ch)

Used as an alternative to L.9 for special trains between the Eastern Region and the WCML.

L.13 Seven Sisters South Tottenham West Jn (13 ch)

Diesel hauled special trains to and from Enfield Town etc.

L.14 South Tottenham East Jn Tottenham South Jn (43 ch)

Special trains between the GE section and the Midland line normally run via this route.

L.15 Haringey West Jn Haringey Jn (22 ch)

Used as an alternative to reversal at Dalston Jn and L.8 by special trains from Kensington Olympia, Southern and Western Regions to the GN main line.

L.16 Gospel Oak Connection to and from Junction Road Jn line

Special trains between the LTS section and the Southern and Western Regions run via this route (but see also L.18). Also used by trains running via L.15.

L.17 Kentish Town: Junction Road Jn Carlton Road Jn (56 ch)

Special trains between the Midland line and the Eastern Region run via this route.

L.18 Cricklewood Jn - Dudding Hill Jn - Acton Wells Jn (3 mi 61 ch)

Along with L.7, this route is sometimes used as an alternative to L.16 for special trains between the LTS section and the Southern and Western Regions.

L.19 Milkstream Jn - Hendon Jn (via Goods lines) (58 ch)
Brent Jn - Dudding Hill Jn - Acton Wells Jn (3 mi 79 ch)

Special trains, Midland line to and from Southern and Western Regions run via this route, although trains from Leicester and stations north thereof to and from the Western Region and the South Western Division of the Southern Region may run via Birmingham and Oxford or Gloucester.

L.20 Wembley Central - Willesden Jn via Low Level Goods lines (2 mi 47 ch)

NNU.

L.21 Wembley Central (Sudbury Jn) - Acton Canal Wharf - Acton Wells Jn (2 mi 58 ch)

Certain special trains, Rugby, Watford etc. to and from the Western Region, as an alternative to reversal at Kensington Olympia. Also certain special trains to and from Wembley Central, usually from the Western Region or Midland line.

- L.22 Acton Wells Jn - Acton Main Line (Poplar Jn) (49 ch)
Special trains between the Western Region and the Eastern Region and Midland line.
- L.25 Greenford West Jn - Greenford LTE Bay Jn (11 ch)
Drayton Green Jn - Hanwell Jn (36 ch)
Special trains, High Wycombe line to and from Slough and west thereof.
- L.26 Greenford East Jn - Greenford South Jn (26 ch)
Drayton Green Jn - Hanwell Jn (36 ch)
Alternative route between Old Oak Common and Hanwell. NRU.
- L.27 South Acton Jn - Kew East Jn - New Kew Jn (1 mi 8 ch)
Clapham Jn 'A' - Longhedge Jn - Factory Jn (1 mi 40 ch)
Special trains between the Southern Region (Central and South Eastern Divisions) and the Midland line run via this route.
- L.28 South Acton Jn - Kew East Jn - Old Kew Jn (1 mi 16 ch)
Addlestone Jn - Byfleet Jn (72 ch)
Special trains between the Southern Region (South Western Division) and the Eastern Region or Midland line run via this route.
- L.29 Clapham Jn 'A' - Longhedge Jn - Factory Jn (1 mi 40 ch)
D '2' 08:23 SO Reading - Folkestone Harbour.
D '2' 19:30 SO Folkestone Harbour - Reading.
- L.29a Wimbledon - East Putney Jn - Point Pleasant Jn (3 mi 25 ch)
Clapham Jn 'A' - Longhedge Jn - Factory Jn (1 mi 40 ch)
Special trains between the South Western Division and Kent Coast etc. usually run via this route.
- L.30 Wimbledon - East Putney Jn - Point Pleasant Jn (3 mi 25 ch)
N '86' 23:24 Waterloo - Wimbledon (staff train).
Alternative route between Wimbledon and Clapham Jn.
Used by LRT District Line trains between Wimbledon and East Putney Jn.
- L.31 Clapham Jn (Pouparts Jn) - Stewarts Lane Jn - Battersea Pier Jn (1 mi 27 ch)
D '52' 05:54 and '52' 17:20/18:15 (all daily) Newhaven Harbour - Victoria.
Alternative route for Central Division trains between Clapham Jn and Victoria.
- L.32 Longhedge Jn - Stewarts Lane Jn - Battersea Pier Jn (75 ch)
Access to Victoria from the West London line. NRU.

- L.33 Victoria: Central Division trains running to Eastern side via 219 points
All boat trains, Victoria to and from Newhaven Marine, plus:
'58' 12:19 SX Victoria - Epsom.
'94' 12:32 SX Victoria - West Croydon.
'68' 11:26 SX West Sutton - Victoria.
'92' 11:41 SX Epsom Downs - Victoria.
- L.35 West London and West London Extension lines
Special trains which run via Kensington Olympia en route Eastern and Western Regions to and from Central and South Eastern Divisions of the Southern Region, and also between the WCML and the Southern Region run via this route.
Willesden Jn High Level - Mitre Bridge Jn (43 ch)
NRU.
Willesden West London Jn - Mitre Bridge Jn - North Pole Jn - Kensington Olympia - Latchmere Jn - Clapham Jn (Central Division)
N 08:05 SO Newcastle - Eastbourne } (SAGA Holiday trains, run un-
N 09:50 SO Eastbourne - Newcastle } til 22 June and from 31 August
to 21 September southbound, and until 29 June and from 7 to 28
September northbound.)
Old Oak Common (West London Jn) - Latchmere Jn - Falcon Jn (6mi 3 ch)
09:58 Manchester Piccadilly - Brighton.
14:00 Leeds - Brighton. 06:02 Derby - Brighton.
18:48 SX Brighton - Derby.
D 23:01 SO and 11:40 SUN Manchester Piccadilly - Gatwick Airport.
09:05 SUN Wolverhampton - Gatwick Airport.
08:50 SX, 08:55 SO and 12:55 Brighton - Manchester Piccadilly.
14:44 SUN Gatwick Airport - Manchester Piccadilly.
D 19:31 SUN Gatwick Airport - Derby.
D 10:52 SUN Gatwick Airport - Liverpool Lime Street.
D 10:24 SUN Brighton - Liverpool Lime Street.
17:46 SUN Liverpool Lime Street - Brighton.
D 22:30 FO Manchester Piccadilly - Poole.
18:48 SO Brighton - Wolverhampton.
Latchmere Jn - Longhedge Jn - Factory Jn (1 mi 29 ch)
NRU.
Kensington Olympia - Latchmere Jn - Clapham Jn 'A' (3 mi 19 ch)
All trains shown in Table 149 except 07:46 SX Clapham Jn - Kensington Olympia.
Kensington Olympia - Latchmere Jn - Clapham Jn (Central Division) (3 mi 19 ch)
07:46 SX Clapham Jn - Kensington Olympia.
- L.42 Grosvenor Bridge Jn - Stewarts Jn - Factory Jn (76 ch)
'82' 05:33 SO and hourly until 19:33 SO Victoria - Sevenoaks.
'92' 06:03 SO and hourly until 19:03 SO Victoria - Gillingham.

L.42a Factory Jn - Stewarts Lane Jn - Battersea Pier Jn (76 ch)

'62' 05:07 SO Swanley - Victoria.
'72' 05:40 SO Orpington - Victoria.
'82' 05:50 SO and hourly until 18:50 SO Sevenoaks - Victoria.
'92' 06:03 SO and hourly until 19:03 SO Gillingham - Victoria.

L.43 Brixton Jn - Canterbury Road Jn - Cambria Jn (62 ch)

'96' 16:23 SX Victoria - Ramsgate.
'58' 04:25 SUN Victoria - Dover Priory.
'96' 17:09 SX; D 07:57 SUN and hourly until D 18:57 SUN Victoria - Margate.
'92' 09:03 SX, 12:03 SO, 16:03 SX; D 08:03 SUN and hourly until D 19:03 SUN Gillingham - Victoria.
'62' 04:50, 20:46, 21:46, 22:46 (all SO) Swanley - Victoria.
'82' 19:50, 21:00, 22:00, 23:00 (all SO); 06:28/06:46 SUN and hourly until 20:28/20:46 SUN, also 21:28 SUN Sevenoaks - Victoria.
D '72' 06:40 SUN, 07:40 SUN Orpington - Victoria.
D '96' 07:09 SUN Ashford - Victoria.
'96' D 07:11 SUN and hourly until D 19:11 SUN, also 21:11 SUN Ramsgate - Victoria.

L.43a Factory Jn/Voltaire Road Jn and Crofton Road Jn

Trains via Stewarts Lane Jn (q.v.).
All Saturday and Sunday trains from Victoria to Denmark Hill (see Table 195).

Also:
'96' 07:55 SX; 08:58 SX and hourly until 13:58 SX; 18:58 SX; 06:57 SO and hourly until 17:57 SO Victoria - Maidstone East.
'96' 14:58 SX Victoria - Margate.
'96' 16:52 SX, 17:25 SX Victoria - Ashford.
'96' 06:56 SX, 07:18 SX Ashford - Victoria.
'96' 09:41 SX and hourly until 13:41 SX Maidstone East - Victoria.

Certain boat trains from Dover Western Docks or Folkestone Harbour to Victoria run over this line.

L.44 Brixton Jn - Canterbury Road Jn - Loughborough Jn (57 ch)

NRU.

L.45 Blackfriars Jn - Metropolitan Jn (31 ch)

'17' 04:15 SX Orpington - Holborn Viaduct.
'48' 05:49 SX Holborn Viaduct - Bromley North.

L.46 Cannon Street West Jn - Cannon Street North Jn (20 ch)

N '2' 04:56 SX Charing Cross - Cannon Street (staff train).

Also used for shuttle service as follows when engineering work blocks lines shown:

- (a) Cannon Street and Waterloo East (when Charing Cross is closed);
- (b) Cannon Street and Charing Cross (when the Charing Cross lines are blocked between North Kent East Jn and Metropolitan Jn).

L.47 Lewisham Vale Jn - Tanners Hill Jn (St.Johns Reversible line)

(28 ch)

SX trains from Charing Cross to Lewisham, not calling at New Cross, between 15:45 and 18:30 (see Table 201).

Also:

'70' 16:49 SX, 17:09 SX, 17:29 SX, 17:49 SX Charing X - Dartford.
'62' 09:18 SX Charing Cross - Ramsgate.
'62' 17:13 SX Charing Cross - Gillingham.

All trains from Lewisham to Charing Cross, not calling at New Cross, except SX between 16:00 and 18:00.

Also:

'62' 06:56 SX, 07:28 SX, 08:02 SX Gillingham - Charing Cross.
'70' 07:45 SX, 08:05 SX Dartford - Charing Cross.
'76' 08:31 SX Barnehurst - Charing Cross.

L.48 St.Johns - Parks Bridge Jn - Courthill Loop South Jn (62 ch)

Trains between Charing Cross or Cannon Street and the Hither Green line not booked to stop at Lewisham (see Tables 201,206,207,212).

L.49 St.Johns - Parks Bridge Jn - Ladywell Jn (56 ch)

Trains to and from the Catford Bridge Line not booked to stop at Lewisham (see Table 199); plus N '38' 00:21 and 00:21 SUN Orpington - Charing Cross (staff trains).

L.50 Beckenham Jn - New Beckenham Jn (35 ch)

N '30' 00:21 and 00:21 SUN Orpington - Charing Cross (staff trains).

L.51 Crayford 'A' Jn - Crayford 'B' Jn (30 ch)

NRU.

L.52 Chislehurst Jn - St.Mary Cray Jn (57 ch)

'07' 16:48, 17:08, 17:20, 17:28, 17:48, 18:20 (all SX) Cannon Street - Ramsgate.
'03' 06:00 SX Dover Priory - Cannon Street.
'07' 06:25, 06:45, 07:00, 07:25, 07:40 (all SX) Ramsgate - Cannon Street (all of which Up trains run via the Reversible (Down) line).

Also used by trains between Charing Cross and Ashford or beyond when engineering works block the lines between Orpington and Ashford.

L.53 South Bermondsey Jn - Bricklayers Arms Jn (via Spur or Reversible lines) (27 ch)

All Up trains between Norwood Jn and New Cross Gate, calling at stations Anerley to Brockley inclusive, except trains arriving at London Bridge between 16:40 and 18:00 SX, trains to Charing Cross, and the following: '91' 07:41 SX Norwood Jn - London Bridge; '65' 07:52 SX Victoria - London Bridge; '41' 08:34 SX West Sutton - London Bridge; '97' 06:41 SX, 08:48 SX, 17:22 SX Tattenham Corner - London Bridge; '93' 15:03 SX, 15:44 SX, 22:44 SO Caterham - London Bridge; and '11' 15:20 SX Reigate - Ldn.Bdge.

The following trains also run via the Spur or Reversible lines:
'91' 07:48 SX, 16:28 SX Epsom Downs, '81' 08:07 SX Epsom - Ldn Bdge.

L.54 Streatham North Jn - Streatham South Jn (via Reversible Fast Fast Spur) (29 ch)

NRU.

L.55 Selhurst - Windmill Bridge Jn (Slow lines) (50 ch)

All SX and SO stopping trains between Selhurst and East Croydon (see Table 178); plus:

- '74' 16:59 SX, 17:16 SX Victoria - Smitham.
- '32' 17:50 SX Victoria - Horsham.
- '74' 07:39 SX, 07:56 SX, 08:34 SX Smitham - Victoria.
- '44' 07:40 SX Three Bridges - Victoria.
- '60' 15:30 SX Eastbourne - Victoria.
- '44' 16:29 SX, 17:29 SX Brighton - Victoria.
- '30' 05:10 daily Gatwick Airport - Victoria.

L.56 Norwood Jn - Norwood Fork Jn (via Down Slow line) (58 ch)

All Down trains (M-S) calling at Norwood Junction and East Croydon, except: '45' 05:47 SX, 18:27 SX London Bridge - Three Bridges; '61' 06:45 SX London Bridge - Hastings; '15' 08:18 SX, 08:39 SX London Bridge - Brighton; '93' 16:33, 16:53, 17:47, 18:11, 18:37 (all SX) London Bridge - Caterham; and '93' 19:00 SX, 23:20 Charing Cross - Caterham.

The following train also runs via the Down Slow line:
'76' 05:25 SX Victoria - Oxted.

L.57 Norwood Fork Jn - Windmill Bridge Jn (Down Slow line) (36 ch)

Trains from London Bridge to the Oxted line (see Table 184).
Down trains (M-S) calling at Norwood Jn and East Croydon (see Tables 177, 178), except: '15' 08:18 SX, 08:39 SX London Bridge - Brighton.

Also the following trains:
'76' 05:25 SX Victoria - Oxted.
'45' 08:02 SX, 08:58 SX London Bridge - Three Bridges.
'11' 16:28, 17:41, 17:59 (all SX) London Bridge - Reigate.
'33' 16:51 SX, 17:28 SX London Bridge - Horsham.

L.58 Cottage Jn - Norwood Fork Jn (Up Slow line) (19 ch)

All M-S stopping trains from East Croydon to Norwood Jn (see Tables 177, 178).

All trains from the Oxted line to London Bridge (see Table 184).

Also:
'11' 07:33 SX Reigate - London Bridge.
'33' 07:55 SX Three Bridges - London Bridge.
'33' 08:04 SX Horsham - London Bridge.
'45' 17:12 SX Brighton - London Bridge.
'97' 09:07 SX Tattenham Corner - London Bridge.

L.59 Coulsdon North - Earlswood (via Quarry line) (6 mi 54 ch)

All Brighton line trains not booked to call at Redhill (see Table 186), except: '34' 01:00 daily, 03:00 daily, 05:00 SUN Victoria - Brighton; '30' 02:00, 04:00 (both daily), 05:00, and SX at 06:30, 07:00, 07:30, 08:00, 08:15, 08:30, 16:45, 17:30 Victoria - Gatwick Apt; '30' 00:35, 01:10, 03:10, 05:10 (all daily), 23:05 SUN Gatwick Apt. - Victoria; '34' 01:25, 03:25 (both daily) Brighton - Victoria; '16' 18:04 Bognor R. - Victoria; and '34' 05:28 Three Bdes - Victoria.

L.60 Tulse Hill Jn - Leigham Jn (20 ch)

- '25' 08:54 SX and 22:35 SX Blackfriars - Streatham Hill.
- '25' 16:17 SX Holborn Viaduct - Streatham Hill.
- '00' 08:27 SX Victoria - London Bridge.
- '25' 05:48 SX Streatham Hill - Blackfriars.

L.61 Hither Green: Lee Spur Curve (29 ch)

NRU.

EASTERN REGION

E.2 Ely North Jn - Ely West Jn (via Ely North Curve) (1 mi 2 ch)

- 08:10 SX, D 08:10 SO, D 09:14 SO, 10:20 SX, D 10:20 SO, 14:25, 16:10, 18:20, 12:50 SUN, 17:17 SUN and 18:20 SUN Birmingham New Street - Norwich.
- 07:37, 09:35, 13:21 SX, D 13:21 SO, 16:40 SX, D 16:40 SO, 13:00 SUN, 16:35 SUN and 18:32 SUN Norwich - Birmingham New Street.
- D 08:10 SO and D 10:20 SO Birmingham New Street - Yarmouth.
- D 10:42 SO, D 12:35 SO and D 16:00 SO Yarmouth - Birmingham N.St.
- D 07:23 SO Chesterfield - Yarmouth.
- D 09:08 SO Yarmouth - Newcastle.
- D 08:05 SO Leeds - Yarmouth.
- D 09:30 SO Yarmouth - Leeds.
- D 07:44 SO Manchester Piccadilly - Yarmouth.
- D 13:27 SO Yarmouth - Chesterfield.
- D 08:55 SO Newcastle - Yarmouth.
- D 14:10 SO Yarmouth - Manchester Piccadilly.

Special trains between the March line and the Norwich or King's Lynn lines, not requiring to stop at Ely, run via this route.

E.3 Peterborough: Fletton Jn - Orton Mere (Nene Valley Railway) (1 mi 42 ch to BRB/NVR Boundary)

Special DMU service SO until 24 August (see Table 500).

E.4 Helpston: Connection SL to ML north of Peterborough

- 20:25 SO King's Cross - Aberdeen.
- D 09:08 SO Yarmouth - Newcastle.
- D 09:30 SO Yarmouth - Leeds.

E.5 Sleaford North Jn - Sleaford South Jn (Sleaford Avoiding line) (1 mi 35 ch)

Special trains between Lincoln and Spalding, not required to stop at Sleaford, normally run via this route. When the ECML is blocked for engineering work between Peterborough and Newark (usually from 22:00 Saturday until 09:30 Sunday but sometimes all day Sunday), services are diverted via Spalding and Lincoln.

The following trains run via this route:
D 22:15 SO King's Cross - Aberdeen.
22:45/23:45 SO King's Cross - Edinburgh.
Plus, when a daytime blockage is in operation, trains not booked to stop at Grantham when running via ECML.

E.6 Barkston East Jn - Allington Jn (4 mi 7 ch)

D 10:43 SO Skegness - Sheffield. D 07:10 SO Sheffield - Skegness.
D 12:05 SO, D 19:00 FSX and D 18:35 SUN Skegness - Leicester.
D 12:40 SO, D 18:45 TWO and D 17:58 SUN Skegness - Derby.
D 09:29 SO, D 09:40 TWO and D 08:48 SUN Derby - Skegness.
D 08:16 SO, D 08:48 FSX and D 08:23 SUN Leicester - Skegness.
D 10:08 SO Skegness - Nottingham.
D 09:09 MThO Burton-on-Trent - Skegness.
D 18:45 MThO Skegness - Burton-on-Trent.

Special trains between the East Midlands and Skegnes etc. run via this route.

E.8 Lincoln: Boultham Jn - Pyewipe Jn (63 ch)

When the ECML is blocked for engineering work between Newark and Doncaster (usually from 22:00 Saturday until 09:30 Sunday but sometimes all day Sunday), services are diverted from Newark via this route and Gainsborough.

E.9 Brocklesby Jn - Ulceby South Jn (72 ch)

Special trains, Ulceby and Goxhill to and from Barnetby and beyond.

E.10 Hull: Hessle Road Jn - Walton Street Jn (via Springbank Loop) (1 mi 65 ch)

Alternative route from Hessle Road towards Hull. Serves Boothferry Park, used for football traffic. In connection with Hull City FC home matches trains run from Hull, for a 15:00 kick-off at 14:30 and 14:40, returning from Boothferry Park at 16:50 and 17:02, and for a 19:30 kick-off at 19:05, returning at 21:28. These trains use only the Walton Street Jn to Boothferry Park section of this route. Special football trains from other parts of the country sometimes run direct to Boothferry Park from Hessle Road Jn but normally return from Hull after the game.

E.11 Hull: Anlaby Road Jn - West Parade North Jn (24 ch)

D 08:02 SO Hebden Bridge - Bridlington.
D 11:18 SO Bridlington - Bradford Interchange.
D 08:08 SO and D 08:45 SO Sheffield - Bridlington.
D 14:05 SO Scarborough - Nottingham.
D 10:21 SO Bridlington - Sheffield.

Special trains between Bridlington and points west of Hull run via this route if not required to call at Hull.

E.12 Northallerton: Longlands Jn - Boroughbridge Road - East Jn (1 mi 70 ch)

Alternative route for trains to and from the Stockton line, not stopping at Northallerton.

E.13 Norton-on-Tees East - Norton-on-Tees West (28 ch)

NRU.

E.14 Norton-on-Tees South - Norton-on-Tees West - Ferryhill (Tursdale Jn) (13 mi 25 ch)

Used for diversions when ECML is blocked for engineering work between Northallerton or Darlington and Ferryhill (normally 03:45 to 12:30 Sunday). (See also next page.)

E.15 Ferryhill: Slow line between Ferryhill South Jn and Tursdale Jn (2 mi 33 ch)

D 13:20 SO Filey - Newcastle.
D 09:10 SO Paignton - Newcastle.
D 08:55 SO Penzance - Newcastle.

E.16 Ferryhill South Jn - Tursdale Jn (via Slow line) - Washington - Pelaw Jn (20 mi 54 ch)

Used for diversions when ECML is blocked for engineering work between Ferryhill and Newcastle, usually Sundays 04:00 to 12:30.

E.14 and E.16 :

When diversions apply by either of these routes, the following trains are normally involved in the diversions:

D 23:25 SO and D 23:45 SO King's Cross - Edinburgh.
D 23:25 SO King's Cross - Newcastle.
07:40 SUN, 08:50 SUN, 09:10 SUN, 09:50 SUN and 10:50 SUN Newcastle - King's Cross.
08:25 SUN Leeds - Edinburgh.
10:25 SUN Leeds - Newcastle.
09:35, 10:05 and 10:35 (all SUN) Edinburgh - King's Cross.
10:30 SUN Newcastle - Penzance.
11:45 SUN Newcastle - Liverpool Lime Street.
12:50 SUN Newcastle - Plymouth.

E.17 King Edward Bridge North Jn - Greensfield Jn - Gateshead Park Lane Jn (75 ch)

D 08:45 SO Newcastle - Filey.

E.18 King Edward Bridge South Jn - Greensfield Jn - Gateshead High Level Bridge Jn (48 ch)

07:05 and 11:10 Cardiff Central - Newcastle.
05:58, 08:00/07:55/07:20 SUN and D 09:45/09:15 SUN Bristol Temple Meads - Newcastle.
D 07:45 SUN Plymouth - Newcastle.
D 10:18 SO Scarborough - Newcastle.
07:02 SX and 07:44 Darlington - Newcastle.
17:56 SX Durham - Newcastle.
16:23 SX and 23:07 SX Newcastle - Durham.
13:40 Newcastle - Plymouth (D Paignton SO) and also 16:00 SUN.
12:03 Newcastle - Cardiff Central (D Tenby SO).
17:22 and 17:45 SUN Newcastle - Bristol Temple Meads.

E.20 Benton North Jn - Backworth - Bedlington - Morpeth North Jn/Morpeth Jn (16 mi 20 ch/16 mi 21 ch)

Used for diversions when engineering work blocks the ECML between Benton North Jn and Morpeth.
UNTIL 29 SEPTEMBER will normally be used by:
20:25 SO and 22:15 SO King's Cross - Aberdeen.
23:25 SO and 23:45 SO King's Cross - Edinburgh.
20:35 SO Aberdeen - King's Cross.

E.24 Dore South Jn - Dore West Jn (23 ch)

Special trains, Chesterfield and south thereof to and from Hope Valley stations or Lancashire, usually run via this route.

E.25 Tapton Jn - Beighton Jn - Woodhouse Jn (10 mi 17 ch)

07:20 Blackpool North - Cambridge.
14:40 Cambridge - Blackpool North.
15:15 SUN Nottingham - Glasgow Central.
16:15 SUN Glasgow Central - Nottingham.

Owing to engineering work on the Midland main line via Dronfield, all trains between Chesterfield and Sheffield run via this route between 22:00 Saturday and 16:00 Sunday. From 5/6 October the following trains run via this route:

20:40 SO, 23:30 SO, 00:05 SUN, 09:00 SUN and 12:00 SUN St.Pancras - Sheffield.
23:52 SO, 08:32 SUN, 13:02 SUN and 14:32 SUN Sheff'd - St.Pancras.
08:15 SUN Chesterfield - Hull.
08:52 SUN Leeds - Exeter St.Davids (D Paignton).
07:40 SUN Wolverhampton - York (D Scarborough).
09:33 SUN Leeds - Paignton. D 14:33 SUN Leeds - St.Pancras.
07:55/07:20 SUN and 09:45/09:15 SUN Bristol T.Meads - Newcastle.
10:30 SUN Newcastle - Penzance. 10:54 SUN Hull - Cardiff Cent.
18:20 SUN Cardiff Central - Hull. 12:50 SUN Newcastle - Plymouth.

E.26 Tapton Jn - Beighton Jn - Rotherham Masborough North Jn (15 mi 18 ch)

D 22:20 FO Newcastle - Paignton.

Special trains on the Midland line, not required via Sheffield, usually run via this route.

E.27 Swinton Jn - Cudworth - Oakenshaw South Jn - Oakenshaw Jn - Calder Bridge Jn - Wakefield East Jn (16 mi 72 ch)

D 22:40 FO Bradford Interchange - Paignton.

E.28 Swinton Jn - Cudworth - Oakenshaw South Jn - Goosehill Jn (17 mi 75 ch)

D 07:40 SO Leicester - Scarborough.

E.29 Altofts Jn - Whitwood Jn (1 mi 54 ch)

D 12:40 SO Blackpool North - Castleford.
D 07:55 SO Castleford - Blackpool North.

E.30 Altofts Jn - Whitwood Jn (1 mi 54 ch)
Castleford Station - Milford Jn (5 mi 71 ch)

D 07:40 SO Leicester - Scarborough.
D 11:40 SO Scarborough - Sheffield.
D 08:33 SO, D 08:25 SUN and D 09:17 SX Wakefield W. - Scarborough.
D 19:00 SX and D 17:35 SUN Scarborough - Wakefield Westgate.

E.31 Gascoigne Wood Jn - Milford Jn (1 mi 35 ch)

D 08:45 SO Sheffield - Bridlington.
D 14:05 SO Scarborough - Nottingham.

E.32 Hambleton South Jn - Hambleton West Jn (1 mi 18 ch)

NRU.

E.33 Selby Canal Jn - Selby West Jn (31 ch)

NRU.

E.34 York: Burton Lane Jn - Rowntree's Halt (16 ch)

N* 06:15 SX Doncaster - Rowntree's Halt.
N* 16:35 SX Rowntree's Halt - Cleethorpes.
(Note: * Not advertised between York and Rowntree's Halt and does not run between these points 29 July to 9 August owing to works Holidays.)

E.39 Sheffield, Woodburn Jn - Attercliffe Road - Broughton Lane Jn - Tinsley Yard - Treeton North Jn (4 mi 7 ch)

Goods line through Tinsley Yard. Used for diversions when line is blocked for engineering work between Sheffield and Rotherham.

E.39a Sheffield, Brightside Jn - Tinsley Yard - Treeton North Jn (3 mi 35 ch)

Goods line. Used as an alternative to E.39 depending on site of engineering work involved. Sometimes, when engineering work blocks the line between Nunnery Jn and Brightside Jn, Sheffield and Barnsley trains are diverted, with reversal at both Tinsley Yard West End and Brightside Jn.

E.40 Retford North Jn - Whisker Hill Jn (1 mi 1 ch)

01:50 SUN Manchester Piccadilly - Retford.
D 07:44 SO Manchester Piccadilly - Yarmouth.
10:08, 11:08, 13:08 and 16:38 Sheffield - Retford.
11:14, 12:19, 14:14 and 17:26 Retford - Sheffield.

Used for special trains, Worksop etc. to and from points south of Retford.

E.41 Darnall West - Attercliffe Road - Aldwarke Jn (7 mi 33 ch)

Used by special trains, Worksop etc. to and from points north of Rotherham.

E.42 Sheffield, Woodburn Jn - Attercliffe Road - Aldwarke Jn (7 mi 0 ch)

NRU.
Alternative route between Sheffield and points north of Rotherham.

E.43 Mexborough East Jn - Wath Central Jn - Barnsley Quarry Jn (8 mi 16 ch)

Used by special trains, Barnsley to and from Doncaster and beyond.

E.45 Dearne Jn - Wath Central Jn (67 ch)

NRU.

E.45a Dearne Jn - Wath Central Jn (reverse) - Mexborough East Jn (2 mi 45 ch)

Used for diversions when GC line is blocked for engineering work between Aldwarke Jn and Mexborough. Sheffield and Doncaster trains reverse at Dearne Jn and run via this route.

E.47 Doncaster: Bridge Jn - St.James's Jn (19 ch)

Special trains from RAF Finningley Open Day to Sheffield etc.

- E.48 Doncaster: Loversall Carr Jn - Flyover West Jn (Down line) (1 mi 17 ch)
Flyover East Jn - Loversall Jn (Up line) (43 ch)
 NRU.
- E.49 Doncaster: Hexthorpe Jn - Bentley Jn (3 mi 25 ch)
 NRU.
- E.50 Stainforth Jn - Applehurst Jn - Joancroft Jn (4 mi 1 ch)
 Special trains, Cleethorpes and Scunthorpe to and from York and beyond.
- E.51 Stainforth Jn - Applehurst Jn - Skellow Jn - Adwick Jn (6 mi 66 ch)
 Used by special trains, Cleethorpes and Scunthorpe to and from Wakefield and beyond.
- E.52 Skellow Jn - Carcroft Jn (46 ch)
 NRU.
- E.53 Shaftholme Jn - Askern - Knottingley West Jn (10 mi 55 ch)
Knottingley West Jn - Ferrybridge Jn (40 ch)
 Used for diversions when ECML is blocked for engineering work between York and Doncaster, normally Sundays from 04:00 until 13:00. Also used by special excursions from Askern.
- E.54 Shaftholme Jn - Askern - Knottingley West Jn (10 mi 55 ch)
Pontefract West Jn - Crofton West Jn - Oakenshaw Jn (7 mi 40 ch)
 Used for diversions when the Doncaster and Leeds line is blocked for engineering work between Doncaster and Wakefield.
- E.56 Pontefract East Jn - Ferrybridge Jn (52 ch)
 NRU.
- E.57 Wakefield: Calder Bridge Jn - Turner's Lane Jn (53 ch)
 Used for diversions when Wakefield and Leeds line is blocked for engineering work.
- E.58 Hare Park Jn - Crofton West Jn - Oakenshaw Jn - Calder Bridge Jn
- Wakefield East Jn (3 mi 2 ch)
 D 07:15 SO Sheffield - Blackpool North.
 D 11:45 SO Blackpool North - Sheffield.
- E.59 Horbury Station Jn - Crigglestone Jn (1 mi 48 ch)
 D 06:00 SO Bradford Interchange - Poole.
- E.61 Sowerby Bridge: Milner Royd Jn - Greetland Jn - Bradley Wood Jn
- Heaton Lodge Jn (7 mi 70 ch)
 D 07:15 SO Sheffield - Blackpool North.
 D 11:45 SO Blackpool North - Sheffield. . . . (See also next page.)

- E.61 (continued)
Sowerby Bridge, Milner Royd Jn - Heaton Lodge Jn
 UNTIL 22 DECEMBER, owing to engineering work between Manchester Victoria and Huddersfield, the following trains operate via this route:
 07:50 SUN Manchester Victoria - York (D Scarborough).
 D 08:48 SUN and 14:48 SUN Liverpool Lime Street - Scarborough.
 D 09:35 SUN Liverpool Lime Street - Glasgow Central.
 D 09:08 SUN Llandudno Junction - Scarborough.
 D 10:33 SUN Liverpool Lime Street to York and Scarborough.
 12:45 SUN Liverpool Lime Street - Newcastle.
 D 07:51 SUN and D 15:51 SUN York - Holyhead.
 D 07:51 SUN, 09:51 SUN and 11:51 SUN York - Liverpool Lime Street.
 11:45 SUN Newcastle - Liverpool Lime Street.
 D 14:35 SUN Scarborough - Holyhead.
- E.62 Dryclough Jn - Greetland Jn - Bradley Wood Jn - Bradley Jn (7 mi 2 ch)
 D 06:00 SO Bradford Interchange - Poole.
- E.63 Leeds: Gelderd Road Jn - Wortley South Jn - Wortley West Jn (52 ch)
 D 07:55 SO Castleford - Blackpool North.
 D 12:40 SO Blackpool North - Castleford.
- E.64 Leeds: Gelderd Road Jn - Wortley South Jn - Holbeck Jn (59 ch)
 NRU.
 Alternative route for GN line trains instead of the Viaduct line. Any such trains using Platforms 1, 2 or 3 at Leeds must use this route.
- E.65 Leeds: Engine Shed Jn - Whitehall Jn (34 ch)
 Special trains between Harrogate or Keighley and the Altofts line, not calling at Leeds.
- LONDON MIDLAND REGION**
- M.1 Glendon South Jn - Manton Jn (15 mi 58 ch)
 Used for diversions when engineering work blocks the Midland line between Kettering and Leicester; trains run via this route and Melton Mowbray, reversing at Leicester to and from the North.
Sundays 03:15 - 15:50, 25 August - 1 December and from 5 January.
 10:00 SUN St. Pancras - Derby.
 12:50 SUN Bedford Midland - Leicester.
 23:30 SO, 00:05 SUN, 09:00 SUN, 12:00 SUN and 13:30 SUN St. Pancras - Sheffield.
 23:52 SO, 08:32 SUN and 13:02 SUN Sheffield - St. Pancras.
 09:33 SUN Leeds - St. Pancras.
 13:09 SUN Nottingham - St. Pancras.
 07:50 SUN, 10:15 SUN, 12:15 SUN, 14:15 SUN and 15:45 SUN Derby - St. Pancras.
 07:50 SUN Leicester - Bedford Midland.
 (See also next page. . . .)

M.1 (continued)

Glendon South Jn - Manton Jn

Also from 5 January to 9 March.

14:30 SUN, 15:55 SUN, 18:30 SUN, 21:50 SUN and 00:05 MO St. Pancras - Sheffield.

16:10 SUN, 18:45 SUN and 21:30 SUN St. Pancras - Nottingham.

17:25 SUN, 19:45 SUN and 23:20 SUN St. Pancras - Derby.

18:00 SUN, 19:30 SUN and 21:35 SUN St. Pancras - Leeds.

15:00 SUN, 16:00 SUN and 20:35 SUN Derby - St. Pancras.

14:32 SUN, 16:45 SUN, 18:00 SUN, 18:30 SUN, 19:30 SUN and 20:40 SUN Sheffield - St. Pancras.

14:33 SUN Leeds - St. Pancras.

19:20 SUN Nottingham - St. Pancras.

22:51 SUN Nottingham - Kettering.

M.2 Glendon South Jn - Glendon North Jn (31 ch) (connection Slow to Fast lines north of Kettering)

23:52 SX Sheffield - St. Pancras.

M.4 Wigston South Jn - Glen Parva Jn (49 ch)

Special trains, St. Pancras etc. to and from West Midlands, Shrewsbury and Cambrian line.

M.5 Syston East Jn - Syston North Jn (17 ch)

Special trains, Loughborough and north thereof to and from Melton Mowbray and beyond (GE section of the Eastern Region).

M.6 Trent East Jn - Trowell Jn (Erewash Valley line) (5 mi 19ch)

From 16 June to 22 December, owing to engineering work between Derby and Chesterfield, the following trains run via this route:

07:40 SUN Wolverhampton - York.

08:00/07:55 SUN and D 09:15 SUN Bristol Temple Meads - Newcastle.

D 07:45 SUN Plymouth - Newcastle.

08:52 SUN Leeds - Plymouth or Paignton.

10:30 SUN Newcastle - Penzance.

10:54 SUN Hull - Cardiff Central.

M.7 Trent West Jn - Castle Donington - Stenson Jn (12 mi 30 ch)

Special trains between Trent and Burton-on-Trent or Uttoxeter, not required via Derby, run via this route. It is also used for diversions; when the line is blocked between Derby and Trent, trains run via and reverse at Stenson Jn.

M.8 Trent South Jn - Meadow Lane Jn - Toton Jn (2 mi 39 ch)
Attenborough Jn - Meadow Lane Jn - Toton Jn (1 mi 62 ch)

Trent Goods lines. Used for diversions when the main lines are blocked for engineering work around Trent Jn. Trains between Leicester and Nottingham reverse at Toton Centre.

M.9 Nottingham: Lenton South Jn - Lenton North Jn (26 ch)

NRU.

M.10 Aylesbury - Quainton Road (6 mi 20 ch)

In connection with Quainton Railway Society "Open Days" a special DMU usually operates on May Day, Spring and Summer Bank Holiday Mondays, timings being:

Aylesbury dep.10:25 11:25 12:25 13:25 14:25 15:25 16:25 17:25
Quainton Rd. arr.10:40 11:40 12:40 13:40 14:40 15:40 16:40 17:40
Quainton Rd. dep.11:05 12:05 13:05 14:05 15:05 16:05 17:05 18:20
Aylesbury arr.11:20 12:20 13:20 14:20 15:20 16:20 17:20 18:35

M.11 Rugby: Trent Valley Jn Up Slow line (outside flyover)

07:43, 10:50 and 15:09 Stafford - Rugby.
19:18 Tamworth - Rugby. 14:16 Blackpool North - Euston.
11:00 Stranraer Harbour - Euston.
13:50 SO Crewe - Euston.

M.12 Coventry - Nuneaton (9 mi 55 ch)

When the Birmingham and Rugby line is blocked for engineering work and trains are diverted via Nuneaton, a DMU shuttle service is operated over this route for Coventry passengers; it is not available for local journeys.

When the Birmingham and Nuneaton line is blocked for engineering work, Birmingham and Leicester services run via this route, with reversal at both Coventry and Nuneaton.

M.13 Aston, Stechford Jn - Stechford South Jn (3 mi 10 ch)

07:03 SX Walsall - Coventry.

M.14 Aston, Stechford Jn - Stechford South Jn (3 mi 10 ch)
Bescot Jn - Darlaston Jn - Portobello Jn - Wolverhampton (5 mi 69 ch)

Special trains between Coventry and Wolverhampton, not required via Birmingham, especially trains to and from the Shrewsbury line, run via this route.

M.15 Aston, Stechford Jn - Stechford South Jn (3 mi 10 ch)
Bescot Jn - Darlaston Jn - Portobello Jn - Bushbury Jn (6 mi 53 ch)

When engineering operations block the Trent Valley main line, from 22:00 Saturday until 16:00 Sunday, the following services are diverted and run via this route:

21:45 SO and 08:45 SUN Euston - Holyhead.
D 21:10 SO Euston - Stranraer Harbour.
D 21:00 SO and 22:00 SO Euston - Inverness.
22:50 SO, 23:00 SO, D 09:45 SUN and 12:45 SUN Euston - Glasgow C.
23:50 SO, 10:50 SUN and 12:50 SUN Euston - Liverpool Lime Street.
09:50 SUN, 11:50 SUN and 14:10 SUN Euston - Manchester Piccadilly.
D 09:45 SUN Euston - Blackpool North.
19:30 SO and D 20:30 SO Inverness - Euston.
D 22:00 SO Stranraer Harbour - Euston.
D 08:45 SUN Carlisle - Euston.
22:05 SO, 22:15 SO and D 08:05 SUN Glasgow Central - Euston.
00:30 SUN, 08:45 SUN, 10:45 SUN, 12:45 SUN Manchester P. - Euston.
D 01:00 SUN, 01:15 SUN and D 09:49 SUN Holyhead - Euston.
07:45/08:00 SUN, 09:40/09:55 SUN, 11:45/11:55 SUN and 13:35/13:55 SUN Liverpool L.St. - Euston. C 22:00 SO Stirling - Euston.
08:00/09:42 and D 11:35 SUN Blackpool North - Euston.

- M.16 Nuneaton Abbey Jn - Nuneaton Midland Jn (1 mi 54 ch)
NRU. All passenger trains on the Birmingham and Leicester line are "booked" to run via Nuneaton station, even when non-stop.
- M.17 Kingsbury Jn - Whitacre Jn (2 mi 30 ch)
NRU. Alternative route between Water Orton and Kingsbury, used as "slow lines".
- M.18 Walsall - Ryecroft Jn - Sutton Park - Park Lane Jn - Water Orton West Jn (12 mi 39 ch)
Special trains, St.Pancras etc. to and from Wolverhampton, Shrewsbury and beyond, may use this route and M.30.
Special trains, Walsall to and from Derby and beyond, normally use this route on Saturdays, Sundays and public holidays, when the route via Lichfield is closed.
- M.19 Park Lane Jn - Castle Bromwich Jn (52 ch)
NRU.
- M.20 Landor Street Jn - St.Andrews Jn (39 ch)
Special trains, Derby line to and from GW line via Tyseley.
- M.21 Landor Street Jn - St.Andrews Jn (39 ch)
Bordesley Jn - Lifford East Jn - Kings Norton Jn (5 mi 31 ch)
D 06:20 SO Bradford Interchange - Paignton.
D 08:53 SO Penzance - Newcastle. D 22:00 FO Newcastle - Newquay.
D 22:20 FO and D 07:00 SO Newcastle - Paignton.
D 09:17 SO Leeds - Panzance. D 09:10 SO Paignton - Newcastle.
Also special trains on the Derby and Bristol line, not required via Birmingham New Street.
- M.22 Bordesley Jn - Lifford East Jn - Kings Norton Jn (5 mi 31 ch)
16:00/15:20 SUN Plymouth - Liverpool Lime Street.
D 09:02 SUN Plymouth - Manchester Piccadilly.
21:24 and 21:24 SUN Bristol Temple Meads - Glasgow Central.
06:14 Bristol Temple Meads - Manchester Piccadilly.
07:43 Bristol T.Meads (D 05:25 SO Plymouth) - Liverpool L.Street.
D 09:24 SO Paignton - Birmingham New Street.
10:50 (D 11:10 SO) Paignton - Manchester Piccadilly.
D 08:50 SO Newquay - Manchester Piccadilly.
D 13:47 SO Weston-super-Mare - Birmingham New Street.
D 22:17 FO Manchester Piccadilly - Penzance.
D 22:15 FO Penzance - Liverpool Lime Street.
D 00:22 SO Wolverhampton - Paignton.
D 22:15 FO Glasgow Central - Paignton.
22:24 SUN Liverpool Lime Street - Bristol Temple Meads.
D 07:45 SO Glasgow Central - Bristol Temple Meads.
10:39 Manchester Piccadilly - Plymouth (D Paignton SO).
12:10 Liverpool Lime Street - (SX) Plymouth/(SO) Penzance
16:46 and 16:46 SUN Manchester Piccadilly - Plymouth.
D 08:44 SUN Wolverhampton - Weston-super-Mare.
19:43 SUN Wolverhampton - Cardiff Central.
12:45 Glasgow Central - Cardiff Central.

- M.23 Lifford East Jn - Lifford West Jn (25 ch)
NRU.
- M.25 Soho South Jn - Soho East Jn - Perry Barr West Jn - Perry Barr North Jn (2 mi 67 ch)
22:58 SO Walsall - Birmingham New Street.
Also special trains, Birmingham New Street to and from Hamstead and beyond (see also M.33).
- M.26 Soho North Jn - Soho East Jn - Perry Barr West Jn - Perry Barr South Jn (2 mi 60 ch)
N 03:55 Wolverhampton - Birmingham New Street (staff train).
16:45 SUN Cardiff Central - Wolverhampton.
- M.26a Soho North Jn - Soho East Jn - Perry Barr West Jn - Perry Barr North Jn (2 mi 50 ch)
Special trains, Kidderminster line to and from Wolverhampton and beyond.
- M.27 Bescot Jn - Darlaston Jn - Portobello Jn - Bushbury Jn (6 mi 53 ch)
Special trains not required via Wolverhampton may run via this route (see also M.15).
- M.28 Bescot Jn - Darlaston Jn - Portobello Jn - Wolverhampton (6 mi 21 ch)
23:45 and 23:35 SUN Glasgow Central - Bristol Temple Meads.
- M.30 Pleck Jn - Darlaston Jn - Portobello Jn - Wolverhampton (5 mi 55 ch)
See also M.18.
N 03:00 Birmingham N.St. to Walsall and Wolverhampton (staff train).
- M.31 Wolverhampton: Bushbury Jn - Stafford Road Jn
From 3 June to 20 July, owing to remodelling of Crewe station, the following operate over this Goods line by special arrangement:
22:50 SX Shrewsbury - York.
01:38 MX Stafford to Shrewsbury and Cardiff.
- M.32 Lichfield City - Wichnor Jn (6 mi 25 ch)
Used for diversions; when engineering work blocks the Derby and Birmingham line between Wichnor Jn and Birmingham, trains run via this route and Sutton Coldfield, usually 22:30 Saturday to 16:00 Sunday.
From 7 July to 18 August, owing to engineering work on the route via Water Orton, the following trains run via Sutton Coldfield and this route:
07:40 SUN Wolverhampton - York.
08:00 SUN Bristol T.M. - Newcastle.
10:54 SUN Hull - Cardiff Central. 08:52 SUN Leeds - Plymouth.
10:30 SUN Newcastle - Penzance. 07:45 SUN Plymouth - Newcastle.

- M.33 Walsall - Ryecroft Jn - Rugeley (14 mi 72 ch)
Used for diversions; when engineering work blocks the line between Stafford and Wolverhampton, trains between Birmingham and Stafford run via the Soho Road line (M.25) and this route, usually 22:00 Saturday to 16:00 Sunday.
- M.34 Shrewsbury: Abbey Foregate Curve (25 ch)
Special trains, Wolverhampton to and from the Cambrian line, not required to reverse or re-engine at Shrewsbury, generally those which have been electrically hauled to Wolverhampton.
- M.35 Wrexham General North Jn - Wrexham Exchange Jn (8 ch)
Special trains, Shotton etc. to and from Birmingham and Coventry.
- M.37 Colwich - Stone Jn (11 mi 57 ch)
Trains between Euston and Stoke-on-Trent which do not stop at Stafford run via this route, except 14:10 SUN Euston - Manchester Piccadilly.
- M.38 Crewe Independent lines
a) Basford Hall Jn - Salop Goods Jn (1 mi 48 ch)
For trains to and from Stafford.
b) Gresty Lane Jn - Salop Goods Jn (37 ch)
For trains to and from Shrewsbury.
c) Salop Goods Jn - Crewe North Jn (40 ch)
For trains to and from Chester.
d) Salop Goods Jn - Crewe Coal Yard (1 mi 2 ch)
For trains to and from Liverpool and Preston.
e) Salop Goods Jn - Sydney Bridge Jn (1 mi 5 ch)
For trains to and from Manchester.
All routes are used by services diverted owing to remodelling of Crewe station area, Monday 3 June to Sunday 21 July; details obtainable from publicity leaflet available from stations.
- M.39 Crewe North Jn - Crewe Works
N* 06:48 SX Stoke-on-Trent - Crewe Works.
N* 14:00 FO/16:59 FSX Crewe Works - Stoke-on-trent.
(Note * Not advertised between Crewe station and Crewe Works.)
Special shuttle service operates between Crewe station and Wistaston Road Platform on occasion of Crewe Works "Open Days".
- M.40 Frodsham Jn - Halton Jn (1 mi 56 ch)
D 09:23 SO Liverpool Lime Street - Llandudno.
D 11:58 SO Llandudno - Liverpool Lime Street.
Also special trains, Liverpool Lime Street to and from Chester and North Wales.
- M.41 Frodsham Jn - Halton Jn (1 mi 56 ch)
Chester North Jn - Chester South Jn (24 ch) (trains reversing)
Until 2 June and from 1 September to 3 November, owing to engineering work between Crewe and Weaver Jn:
23:50 SO and 10:50 SUN Euston - Liverpool Lime Street.
00:15 SUN, 07:45 SUN, 09:40 SUN, 11:45 SUN and 13:35 SUN Liverpool Lime Street - Euston.
08:22 SUN Liverpool Lime Street - Poole.
10:46 SUN Liverpool Lime Street - Penzance.

- M.42 Chester North Jn - Chester South Jn (24 ch)
Special trains, Rock Ferry etc. to and from the North Wales and Wrexham lines.
Until 2 June and from 1 September to 3 November, trains reversing owing to engineering work between Crewe and Acton Grange Jn:
23:04 SO Blackpool North - Crewe.
21:24 SO Bristol Temple Meads - Glasgow Central.
22:05 SO Glasgow Central - Euston.
03:33 SUN Crewe - Preston.
08:27 SUN Birmingham New Street - Blackpool North.
07:34 SUN Poole - Glasgow Central.
09:00 SUN Crewe - Blackpool North.
- M.43 Helsby, West Cheshire Jn - Mouldsworth (3 mi 72 ch)
Used for diversions; when the CLC line is blocked for engineering work between Mouldsworth and Chester, services between Manchester, Northwich and Chester run via this route and reversal at Hooton or at both West Cheshire Jn and Helsby Jn.
- M.44 Bidston West Jn - Bidston North Jn (39 ch)
Used by special service between New Brighton and West Kirby when engineering work blocks the line between Hamilton Square and Birkenhead North.
- M.45 Warrington South Jn - Walton Old Jn - Acton Grange Jn (1 mi 59 ch)
Certain services between Manchester Victoria and North Wales use this route but at time of going to press details were not known.
- M.46 Hartford CL Jn - Hartford LNW Jn (66 ch)
Special trains, Warrington and stations north thereof to and from Greenbank and stations to Manchester Oxford Road.
From 5 January to 23 March, owing to engineering work between Mickle Trafford and Acton Grange Jn, trains reversing at Greenbank:
10:39 SUN and 14:42 SUN Manchester Victoria - Chester.
12:55 SUN Llandudno Junction - Manchester Victoria.
16:30 SUN Chester - Manchester Victoria.
- M.47 Northwich, Sandbach West Jn - Middlewich - Sandbach Jn (8 mi 67 ch)
D 08:15 SUN Manchester Piccadilly - Greenbank - Crewe - Llandudno.
From 5 January to 9 March, owing to engineering work between Crewe and Chester:
01:15 SUN and 12:46 SUN Holyhead - Euston.
10:10 SUN and 14:00 SUN Crewe - Chester.
08:45 SUN Euston - Holyhead.
10:00 SUN and 11:49 SUN Chester - Crewe.
- M.48 Northwich, Sandbach Jn - Middlewich - Sandbach Jn (8 mi 64 ch)
Special trains, Manchester Oxford Road and stations to Northwich to and from Crewe and south thereof. See also M.50.

M.50 Stockport Edgeley Jn - Northenden Jn - Skelton Jn - Deansgate Jn
(7 mi 62 ch)

Used for diversions; when the line is blocked for engineering work between Sandbach and Stockport, through services between Crewe and Stockport run via M.48 and this route.

Also used when the MSJ&A line is blocked, trains between Manchester, Northwich and Chester running via this route.

M.51 Denton Jn - Crowthorne Jn - Ashton Moss South Jn - Ashton Moss North Jn (2 mi 24 ch)

D 08:10 SO Stockport - Llandudno.
D 08:56 SO Stockport - Morecambe.
D 11:05 SO Llandudno - Stockport.
D 12:00 SO Morecambe - Stockport.

Also special trains, Stockport to and from Blackpool, Southport etc., and from Lancashire stations to and from Euston and the West Midlands, run via this route.

From 9 June to 25 August:

19:30 SO and 20:30 SO Inverness - Euston.
16:42 SO Penzance - Glasgow Central.
D 22:00 SO Stranraer Harbour - Euston.
22:15 SO and 08:05 SUN Glasgow Central - Euston.
23:35 SO Glasgow Central - Bristol Temple Meads.
22:50 SO, 23:00 SO and 09:45 SUN Euston - Glasgow Central.
08:00 SUN Blackpool North - Euston.
08:45 SUN Carlisle - Euston.
09:05 SUN Glasgow Central - Poole.

M.52 Ashton Moss South Jn - Ashton OAGB Jn (31 ch)

NRU.

M.54 Northenden Jn - Cheadle Jn - New Mills South Jn (11 mi 73 ch)

NRU.

M.55 Dinting West Jn - Dinting East Jn (14 ch)

Trains between Manchester Piccadilly and Hadfield which do not call at Glossop.

M.57 Manchester, Gorton Jn - Hyde Road Jn - Trafford Park East Jn
(8 mi 28 ch)

Used for diversions when engineering work blocks the CLC line between Manchester Oxford Road and Trafford Park, normally on Sundays until 13:00.

M.57a Manchester, Fairfield Jn - Hyde Road Jn - Trafford Park East Jn
(8 mi 48 ch)

NRU.

M.58 Miles Platting: Philips Park No.1 Jn - Ashburys West Jn
(1 mi 78 ch)

Special trains routed via the Hope Valley line to and from Blackpool, Southport, North Wales etc. and also those between Lancashire stations and Belle Vue. (Continued on next page. . .)

M.58 (continued)
Philips Park N.1 Jn - Ashburys West Jn

07:17 Harwich Parkeston Quay - Glasgow Central.
07:25 and 15:15 SUN Nottingham - Glasgow Central.
07:20 Blackpool North - Cambridge.
07:17 SUN Harwich Parkeston Quay - Manchester Victoria.
14:10 Cambridge - Blackpool North.
11:15 Glasgow Central - Harwich Parkeston Quay.
15:15 and 16:15 SUN Glasgow Central - Nottingham.
15:22 SUN Manchester Victoria - Harwich Parkeston Quay.

M.59 Miles Platting: Philips Park No.1 Jn - Brewery Sidings (24 ch)

Special trains, Rochdale, Oldham etc. to and from Belle Vue, Stockport and beyond, usually run via this route.

M.60 Manchester Victoria East Jn - Cheetham Hill Jn - Thorpes Bridge Jn (2 mi 21 ch)

All trains from Manchester Victoria to Rochdale and beyond, which do not stop at Miles Platting, run via this route, except 19:30, 20:30, 21:30 and 22:55 Manchester Victoria - Leeds. All trains from Rochdale to Manchester Victoria are "booked" to run via Miles Platting.

M.61 Manchester: Cheetham Hill Jn - Queens Road Jn (58 ch)

Special trains to and from the Bury line.

M.62 Windsor Bridge No.3 Jn - Agecroft Jn (via Pendleton Old)
(1 mi 46 ch)

Trains between Manchester Victoria and Bolton, not stopping at Pendleton.

M.63 Manchester: Castlefield Jn - Ordsall Lane No.2 Jn Golborne Jn - Lowton Jn - Parkside Jn (40 ch)
(58 ch)

Until 2 June and from 1 September to 3 November, owing to engineering work between Crewe and Acton Grange Jn, the following trains will normally run via this route:

C 22:00 SO Stirling - Euston.
19:30 SO and 20:30 SO Inverness - Euston.
D 22:00 SO Stranraer Harbour - Euston.
22:15 SO and 08:05 SUN Glasgow Central - Euston.
23:35 SO Glasgow Central - Bristol Temple Meads.
22:50 SO, 23:00 SO and 09:45 SUN Euston - Glasgow Central.
08:00 SUN Blackpool North - Euston.
08:45 SUN Carlisle - Euston.
09:05 SUN Glasgow Central - Poole.

M.65 Golborne Jn - Lowton Jn - Newton-le-Willows Jn (53 ch)

Trains between Liverpool Lime Street and Wigan North Western that do not stop at St.Helens Shaw Street run via this route.

M.66 Bamfurlong Jn - Ince Moss Jn (78 ch)

Goods line. Used for diversions; when line is blocked for engineering work between Huyton and St.Helens Jn, loco-hauled services between Liverpool and Manchester run via this route and Lowton Jn, normally Sundays until 16:00.

M.67 Wigan: Connection LNW/L&Y lines (16 ch)

Special trains between Southport and WCML. Also used for diversions when engineering work blocks (a) the L&Y route between Bolton and Preston, (b) the LNW route between Newton-le-Willows and Manchester, when trains reverse at Wigan North Western or Wallgate, and (c) the WCML between Wigan and Euxton Jn, when trains reverse at both Wigan North Western and Lostock Jn.

From 9 June until 25 August the following trains are "booked" to run via this route:

- 01:32 SUN and 03:33 SUN Crewe - Preston.
- 03:37 SUN and 12:42 SUN Preston - Crewe.
- 08:27 SUN Birmingham New Street - Blackpool North.
- 07:34 SUN Poole - Glasgow Central.
- 08:50 SUN Crewe - Blackpool North.
- 09:24 SUN Liverpool Lime Street - Edinburgh.
- 13:03 SUN Blackpool North - Liverpool Lime Street.
- 09:37 SUN and 14:00 SUN Liverpool Lime Street - Blackpool North.

M.69 Earlestown West Jn - Earlestown South Jn (20 ch)

Used for diversions; when the line is blocked for engineering work between Edge Hill and Weaver Jn, services between Liverpool, Birmingham and Euston run via this route.

M.70 St.Helens Station Jn - Sutton Oak Jn - St.Helens Jn (1 mi 75 ch)

Used for diversions; when the line is blocked for engineering work between Huyton and St.Helens Jn, Liverpool and Manchester Victoria DMU services run via this route and reverse at St.Helens Shaw Street, normally on Sundays until 16:00.

M.71 Liverpool: Edge Hill - Edge Lane Jn - Bootle Jn (4 mi 70 ch)

Special trains, Liverpool Lime Street to and from the Southport line.

M.72 Liverpool: Olive Mount Jn - Edge Lane Jn - Bootle Jn (4 mi 76 ch)

Special trains to and from the Southport line, not required via Lime Street.

M.73 Liverpool: Marsh Lane Jn - Sefton Jn - Aintree Station Sidings (2 mi 24 ch)

Goods line. Special trains via M.69 (if from the South), M.72 and Bootle Jn to and from Aintree for the Grand National race meeting.

M.74 Farington Jn - Lostock Hall Jn (77 ch)

Special trains, Blackburn etc. to and from Wigan and points south thereof.

M.75 Daisyfield Jn - Hellifield (23 mi 46 ch)

"Dalesrail" trains, on first Saturday and Sunday of each month, Lancashire to and from Settle and points north thereof, some stopping at Clitheroe.

M.77 Hest Bank Jn - Bare Lane Jn (1 mi 30 ch)

05:54 Carnforth - Morecambe - York.

M.78 Morecambe - Heysham Harbour (4 mi 5 ch)

Special trains to and from Heysham Harbour in connection with Isle of Man sailings.

M.79 Carnforth East Jn - Carnforth F&M Jn (27 ch)

Special trains, Midland line to and from Barrow line, if signal boxes are open.

M.80 Dalton Jn - Park South Jn (77 ch)

Special trains to and from West Cumberland, not required via Barrow-in-Furness, if both signal boxes are open.

WESTERN REGION

Full information concerning the routing of trains on the Western Region on Sundays from 6 October 1985 was not available at the time of going to press and will be included in the October supplement to this publication.

W.1 Reading New Jn - Reading Spur Jn (39 ch)

- 08:05 SX, D 08:05 SO Portsmouth Harbour - Poole.
- D 08:05 SO, 11:59 SUN Portsmouth Harbour - Manchester Piccadilly.
- 13:52 Liverpool Lime Street - Portsmouth Harbour.
- D 10:25 SO and 12:46 FO Portsmouth Harbour - Leeds.
- ND 11:05 WO Portsmouth Harbour - Newcastle.
- D 22:32 FO and 15:21 SUN Leeds - Portsmouth Harbour.
- ND 08:05 WO Newcastle - Portsmouth Harbour.
- 19:21 SUN Manchester Piccadilly - Portsmouth & Southsea Low Level.
- 18:12 SO, 21:12 SO, 19:12 SUN and 21:12 SUN Gatwick Apt - Reading.
- 05:55 SX, 06:10 SO, 07:10 SO, D 06:08 SUN, 07:08 SUN, X 08:09 SUN and 21:16 SUN Reading - Gatwick Airport. (X from 6 October.)
- 10:52 SX, 19:52, 20:52 SO, 21:07 SX, 21:52 SX, 18:51 SUN, 19:51 SUN and 20:51 SUN Tonbridge - Reading.
- 06:03 SO Redhill - Portsmouth Harbour.
- 06:03 SX, 06:16 SO, 07:16 SO, 08:16 SO, D 08:16 SUN and (from 6 October to 23 March) 14:16 SUN Reading - Tonbridge.
- 23:01 SUN Reading - Redhill.
- 05:15 SX and 23:27 Reading - Guildford.
- 14:13 Portsmouth Harbour - York.
- 06:45 York - Portsmouth Harbour.

W.2 Reading West Jn - Oxford Road Jn (41 ch)

- D 14:33 SO Poole - Leeds. D 07:14 SO Leeds - Poole.
- D 09:03 SO Poole - Liverpool Lime Street.
- D 21:00 FO Bradford Interchange - Weymouth.
- D 10:05 SO Weymouth - Bradford Interchange.
- D 06:21 SO Wolverhampton - Poole.
- D 13:40 SO Poole - Wolverhampton.

Also special trains between or via the West Midlands and the Bournemouth line not required to call at Reading run via this route.

W.3 Didcot East Jn - Didcot North Jn (Station Avoiding line) (75 ch)

Trains between Reading and Oxford not booked to stop at Didcot run via this route, except 23:33 SX Birmingham New Street - Reading, and 14:40 Poole - Liverpool Lime Street.

W.4 Didcot West Curve Jn - Foxhall Jn (33 ch)

D 16:23 SO Paignton - Oxford. D 07:00 SO Oxford - Paignton.

Also special trains, West Midlands to and from the West Country, stopping at Leamington Spa or Banbury.

From 5/6 January, owing to engineering work between Birmingham and Bristol:

07:20 SUN, 09:15 SUN Bristol Temple Meads - Newcastle.
23:35 SO Glasgow Central - Bristol Temple Meads.
08:52 SUN Leeds - Exeter St.Davids (D Paignton).
10:25 SUN Bristol Temple Meads - Manchester Piccadilly (applies 3 November to 23 February).

W.5 Chippenham, Thingley Jn - Bradford North Jn - Bradford South Jn (8 mi 30 ch)

16:40 SX Gloucester - Swindon - Warminster.
07:32 SX Warminster - Swindon - Gloucester.

Owing to engineering work between Reading and Westbury, the following services run via this route:

FROM 3 NOVEMBER TO 29 DECEMBER:
08:30 SUN, 12:45 SUN and 14:30 SUN Paddington - Plymouth.
10:15 SUN Paddington - Penzance. 19:15 SO Penzance - Paddington.
08:30 SUN and 10:28 SUN Exeter St.Davids - Paddington.
FROM 5 JANUARY TO 23 FEBRUARY:
14:30 SUN Paddington - Plymouth.

W.6 Chippenham, Thingley Jn - Bradford North Jn - Bradford West Jn (8 mi 26 ch)

Used for diversions when the main line is blocked between Chippenham and Bath; Paddington and Bristol services run via this route to allow a stop at Bath.

UNTIL 30 JUNE, the following services use this route:

09:00 SUN Swindon - Weston-super-Mare.
11:10 SUN, 13:50 SUN Swindon - Bristol Temple Meads.
09:50 SUN and 12:20 SUN Bristol Temple Meads - Swindon.

FROM 7 JULY TO 1 SEPTEMBER, the following services run via this route:

09:00 SUN Swindon - Weston-super-Mare.
10:35 SUN Paddington - Weston-super-Mare.
11:35 SUN Paddington - Bristol Temple Meads.
09:10 SUN< 10:20 SUN, 12:30 SUN and 13:35 SUN Weston-super-Mare - Paddington.

W.7 Westbury East Loop Jn - Hawkeridge Jn (35 ch)

09:20 SX Bristol Temple Meads - Paddington.

Also used for diversions; when the main line is blocked between Didcot and Swindon, Paddington to Bristol and South Wales services run via this route. (Continued on next page. . .)

W.7 (continued)
Westbury East Loop Jn - Hawkeridge Jn

UNTIL 29/30 JUNE AND FROM 7/8 TO 28/29 SEPTEMBER (* also applies IN JULY AND AUGUST; # UNTIL 27 OCTOBER):

*22:05 SO, *22:55 SO Paddington - Bristol Temple Meads.
*01:50 SUN Fishguard Harbour - Paddington.
*23:55 SO, 08:50 SUN, 10:30 SUN, 11:30 SUN and 12:30 SUN Paddington - Swansea.
08:05 SUN Paddington - Paignton.
*07:30 SUN Cardiff Central - Paddington.
07:50 SUN, 09:15 SUN, 10:55 SUN and 11:55 SUN Swansea - Paddington.
*09:00 SUN, 10:35 SUN, 11:35 SUN, *#12:35 SUN and 13:35 SUN Paddington - Weston-super-Mare.
*07:55 SUN, 09:10 SUN, *10:20 SUN, *11:25 SUN and 12:30 SUN Weston-super-Mare - Paddington.
*07:12 Bristol Parkway - Paddington.

W.8 Heywood Road Jn - Fairwood Jn (Westbury Avoiding line) (2 mi 37 ch)

Trains running between Reading and Taunton, not booked to stop at Westbury (Wilts.), run via this route.

W.9 Clink Road Jn - Blatchbridge Jn (Frome Avoiding line) (2 mi 2 ch)

Trains not booked to stop at Frome run via this route.

W.10 Yeovil Pen Mill - Yeovil Junction (1 mi 44 ch)

Special trains, Honiton etc. to and from Westbury and beyond.

Owing to engineering work between Exeter and Taunton the following run via this route:

FROM 5/6 OCTOBER:
20:15 SO Paddington - Exeter St.Davids.
FROM 6 OCTOBER TO 29 DECEMBER:
23:25 SO Paddington - Penzance. 08:30 SUN Paddington - Plymouth.
19:15 SO Penzance - Paddington.
08:30 SUN and 10:28 SUN Exeter St.Davids - Paddington.
AND FROM 2 MARCH:
23:25 SO, 10:15 SUN, 11:45 SUN, 13:45 SUN, 15:45 SUN and 17:45 SUN Paddington - Penzance.
08:30 SUN and 16:45 SUN Paddington - Plymouth.
08:30 SUN and 10:28 SUN Exeter St.Davids - Paddington.
19:15 SO 11:15 SUN and 13:10 SUN Penzance - Paddington.
17:10 SUN Plymouth - Paddington.

W.11 Worle Jn - Uphill Jn (Weston-super-Mare Avoiding line) (2 mi 73 ch)

Trains not booked to stop at Weston-super-Mare run via this route.

W.12 Bristol West Jn - St.Philips Marsh - North Somerset Jn (1 mi 8 ch)

NRU.

W.13 Bristol: North Somerset Jn - Dr Day's Jn (23 ch)

Used for diversions; when engineering work blocks the Badminton line, London and South Wales services run via this route.

Also, UNTIL 29 SEPTEMBER:
07:30 SUN Cardiff Central - Paddington.
UNTIL 30 JUNE AND FROM 8 TO 29 SEPTEMBER:
07:50 SUN, 09:15 SUN, 10:55 SUN, 11:55 SUN Swansea - Paddington.
08:50 SUN, 10:30 SUN, 11:30 SUN, 12:30 SUN Paddington - Swansea.

- W.14 Filton Jn - North Filton Platform (74 ch)
 N* 06:35 SX Parson Street - North Filton.
 N* 16:43 MO North Filton - Bristol Temple Meads.
 N* 15:47 FO and N* 16:13 TWThO North Filton - Parson Street.
 (Note * Not advertised between Filton and North Filton.)
- W.15 Patchway - Filton West Jn - Hallen Marsh Jn (6 mi 39 ch)
 Special trains, Avonmouth line stations to and from South Wales.
 South Wales and Clifton Down excursion normally operates Bank
 Holiday Mondays and TWThO mid-July to mid-August.
- W.16 Stoke Gifford Jn - Filton West Jn - Hallen Marsh Jn
 Special trains, Avonmouth line stations to and from Gloucester and
 Swindon.
- W.25 Newport: Maindee East Jn - Maindee North Jn (32 ch)
 NRU.
- W.26 Cardiff: Radyr Jn - Penarth Curve North Jn - Radyr Branch Jn
 (4 mi 16 ch)
 Special trains, Pontypridd etc. to and from points east of Cardiff,
 usually run via this route to avoid reversal at Cardiff Central.
- W.27 Cardiff: Radyr Jn - Penarth Curve North Jn -
 Penarth Curve South Jn (4 mi 19 ch)
 Special trains from Valleys stations to and from Barry Island, not
 required via Cardiff, may well operate via this route.
- W.28 Cardiff: Leckwith Jns - Penarth Curve North Jn -
 Penarth Curve South Jn (73 ch)
 Special trains to and from Barry Island from stations Bridgend and
 beyond.
- W.29 Aberdare High Level - Abercynon Jn (7 mi 49 ch)
 Advertised excursions from Aberdare, Mountain Ash and Penrhiw-
 ceiber.
- W.30 Bridgend East Jn - Barry (18 mi 75 ch)
 To permit engineering work on the main line between Bridgend and
 Cardiff, the following trains are booked to run via Barry:
 FROM 5/6 OCTOBER TO 22/23 FEBRUARY:
 21:20 SO, 23:55 SO, 08:50 SUN, 10:30 SUN and 11:30 SUN Paddington
 - Port Talbot (Swansea from 4/5 January).
 12:30 SUN Paddington - Swansea.
 UNTIL 29 DECEMBER:
 08:19 SUN, 09:46 SUN, 10:51 SUN, 11:51 SUN, 13:21 SUN and 14:19
 SUN Port Talbot - Paddington.
 13:54 SUN Port Talbot - Newcastle.
 FROM 5 JANUARY:
 04:45 SUN, 07:30 SUN, 09:10 SUN, 10:10 SUN, 11:30 SUN, 12:30 SUN
 and 14:00 SUN Swansea - Paddington.
 13:35 SUN Swansea - Newcastle.
 14:20 SUN Swansea - Manchester Piccadilly.

- W.31 Bridgend - Tondy (reverse) - Cefn Jn - Margam Abbey Works East
 (12 mi 14 ch)
 Used for diversions when engineering work blocks the main line
 between Bridgend and Margam.
 UNTIL 28/29 SEPTEMBER:
 D 20:47 SO Paddington - Fishguard Harbour.
 01:50 SUN Fishguard Harbour - Paddington.
 08:20 SUN Newport - Pembroke Dock.
 21:20 SO and 23:55 SO Paddington - Swansea.
 07:50 SUN and 09:15 SUN Swansea - Paddington.
- W.33 Court Sart Jn - Felin Fran - Grovesend Colliery Loop Jn -
 Morlais Jn (12 mi 56 ch)
 D 10:07 SO Paddington - Pembroke Dock.
 D 09:48 SO Pembroke Dock - Paddington.
 D 09:50 SX, D 09:20 SO, D 20:47 SO and D 21:45 MSX Paddington -
 Fishguard Harbour.
 D 08:58 SO Tenby - Newcastle.
 D 09:30 SO Cardiff Central - Fishguard Harbour.
 Also, special trains to and from West Wales, not required via
 Swansea, usually run via his route, although as an alternative
 they may operate via W.35.
- W.34 Court Sart Jn - Felin Fran - Grovesend Colliery Loop Jn -
 Hendy Jn (12 mi 42 ch)
 Special trains to and from Central Wales line.
- W.35 Swansea Loop West Jn - Landore Jn (29 ch)
 D 08:20 SUN Newport - Pembroke Dock.
- W.36 Carmarthen Jn - Carmarthen Bridge Jn (21 ch)
 Trains to and from West Wales, not booked to stop at Carmarthen,
 run via this route.

SOUTHERN REGION

- S.1 Weymouth Jn - Weymouth Quay (1 mi 32 ch)
 D '90' 08:40 SO and SUN, 09:40, 09:40 SUN, 10:35 SO, 10:45 SUN and
 11:35 Waterloo - Weymouth Quay.
 D 06:30 SX and D 17:23 MO Weymouth Quay - Westbury.
 D '90' 03:00, 13:00 SUN, 14:55 SUN and 15:00 SUN Weymouth Quay -
 Waterloo.
- S.2 Southampton Western Docks - Millbrook Jn (38 ch from BR/ABP bdy)
 Boat trains in connection with sailings to and from Southampton
 Docks.
- S.3 Southampton Eastern Docks - Northam Jn (69 ch from BR/ABP bdy)
 Boat trains in connection with sailings to and from Southampton
 Docks.

- S.4 Romsey Jn - Eastleigh East Jn (7 mi 4 ch)
D 09:35 SO Cardiff Central - Weymouth.
D 12:56 SO Weymouth - Cardiff Central.
'89' 21:45 SX Bristol Temple Meads - Southampton.
- S.5 Farlington Jn - Cosham Jn (46 ch)
N '11' 02:47 Havant - Fareham (staff train).
D 22:30 FO Manchester Piccadilly - Poole.
'99' 08:30 and D 10:17 SUN Brighton - Cardiff Central.
'11' 11:14 FO and 09:14 SO Brighton to Plymouth or Penzance.
'99' 16:17 SUN Brighton - Bristol Temple Meads.
'99' 16:10 SX and D SO Bristol Temple Meads - Brighton.
'11' 10:50 SO Penzance - Brighton.
'99' D 16:15 SO and 17:05 SUN Cardiff Central - Brighton.
- S.6 Portsmouth & Southsea Low Level - Blackfriars Jn (16 ch)
Trains terminating and starting at Portsmouth & Southsea.
- S.7 Newhaven Marine - Newhaven Harbour Jn (22 ch)
D '42' 10:02 and D 10:07 SUN Brighton - Newhaven Marine.
'52' D 05:54, 05:54 SUN, 17:20/18:20 and 17:20/18:20 SUN Newhaven Marine - Victoria.
D '42' 21:40 Newhaven Marine - Portsmouth Harbour.
'52' D 08:04, D 11:04, D 20:40 (all daily) Victoria - Newhaven M.
'42' 05:13 Littlehampton - Newhaven Marine.
- S.8 Dover Western Docks Jn - Archcliffe Jn (23 ch)
Boat trains to and from Dover Western Docks, see Tables 1 and 30 of the International Timetable. Also:
'4' 05:50 SO Dover Western Docks - Charing Cross.
'18' 06:05 SO Charing Cross - Ramsgate.
'18' 06:00 SX Charing Cross - Margate.
N* '46' 03:30 Victoria - Dover Western Docks.
(Note * Not advertised between Folkestone Central and Dover Western Docks.)
- S.9 Salisbury: Laverstock North Jn - Laverstock South Jn (34 ch)
Used for diversions when the line between Southampton and Worting Jn is blocked for engineering work.

SCOTTISH REGION

- H.3 Dubbs Jn - Byrehill Jn (Kilwinning Avoiding line) (56 ch)
NRU.
- H.4 Carstairs South Jn - Carstairs East Jn (Carstairs Avoiding line) (44 ch)
Special trains, if diesel-hauled, between Carlisle and Edinburgh. (Trains electrically-hauled on the WCML usually reverse and re-engine at Carstairs.)

FROM 5/6 OCTOBER:
22:45 SO King's Cross - Edinburgh.
19:50 SO and 20:35 SO Aberdeen - King's Cross.
20:25 SO and 22:15 SO King's Cross - Aberdeen.

- H.5 Wishaw North Jn - Holytown Jn (2 mi 75 ch)
Mossend East Jn - Mossend North Jn (28 ch)

C 22:30 SUN Euston - Stirling.
20:30 SX, D 20:30 SO and 20:30 SUN Inverness - Euston.

Also, special trains between Carstairs and Mossend, not required via Motherwell, would normally take this route.
- H.6 Rutherglen East Jn - Langloan Jn - Coatbridge Jn (7 mi 6 ch)

Special trains, Glasgow Central, Kilmarnock etc. to and from points north of Glasgow, would normally take this route.
- H.7 Langloan Jn - Whifflet North Jn (60 ch)

NRU.
- H.8 Glasgow: Muirhouse South Jn - Larkfield Jn (51 ch)

Special trains, Kilmarnock to and from points north or east of Glasgow.
- H.9 Glasgow: Shields Jn - Terminus Jn - Muirhouse Central Jn (1 mi 9 ch)

Special trains, Cathcart Circle, Kirkhill and East Kilbride lines to and from Clyde Coast resorts.
- H.10 Glasgow: Shields Jn - Terminus Jn - Larkfield Jn (1 mi 49 ch)

Special trains, Lanarkshire to and from Clyde Coast resorts, and Carlisle to and from Gourrock, Wemyss Bay and Largs, normally run via this route.
- H.11 Glasgow: Shields Jn - High Street Jn (2 mi 31 ch)

Special trains, Paisley and Clyde Coast resorts to and from former NB lines north and east of Glasgow.
- H.12 Gartsherrie South Jn - Gartcosh Jn (1 mi 23 ch)
Springburn - Cowlares Jn (57 ch)

21:00 SX and SUN Euston - Fort William.
- H.14 Springburn - Cowlares Jn (57 ch)

ND* 08:55 SUN Edinburgh - Oban. ND* 15:30 SUN Edinburgh - Oban.
(Note * Runs 30 June to 8 September; advertised excursion.)

Also used for diversions; when E&G main line is blocked for engineering work between Cowlares and Greenhill, trains reverse at Cowlares and run via this route and Cumbernauld.
- H.15 Cowlares West Jn - Knightswood North Jn (Westerton) (4 mi 3 ch)

Trains between Glasgow Queen Street and the West Highland line, see Table 227. Also special trains to and from Dumbarton and beyond.
- H.15a Cowlares East Jn - Cowlares North Jn (reverse) - Cowlares West Jn

D 08:50 SUN Aberdeen - Glasgow Queen Street.

- H.16 Cowlairs East Jn - Knightswood North Jn (4 mi 8 ch)
Special trains direct from the E&G line to Dumbarton and beyond or vice versa.
- H.17 Cowlairs East Jn - Maryhill Park Jn - Knightswood South Jn (3 mi 65 ch)
Temporarily closed between Maryhill Park Jn and Knightswood South Jn. On Saturdays 26 October and 2 November, owing to engineering work between Colairs and Glasgow Queen Street, it will be used by an hourly DMU service between Dunblane and Glasgow Queen Street Low Level.
- H.18 Hyndland North Jn - Hyndland West Jn (Jordanhill Curve) (19 ch)
NRU.
- H.20 Slateford Jn - Craiglockhart Jn - Niddrie West Jn - Portobello Jn (6 mi 62 ch)
Used for diversions; when engineering work blocks the line between Slateford Jn and Edinburgh, Carstairs and Edinburgh services are diverted via this route.
- H.21 Monktonhall Jn - Niddrie West Jn - Craiglockhart Jn - Gorgie Jn - Haymarket Central Jn/Haymarket West Jn (8 mi 19 ch/8 mi 24 ch)
Edinburgh Suburban line (together with H.20). NRU.
- H.23 Edinburgh: Abbeyhill Jn - Lochend Jn - Craigminty Jn (1 mi 37 ch)
Alternative route between Edinburgh and portobello. NRU.
- H.24 Winchburgh Jn - Dalmeny Jn (4 mi 35 ch)
Special trains, Glasgow, Falkirk etc. to and from Fife. Also used for diversions; when engineering work blocks the line between Winchburgh Jn and Hamarket, Edinburgh and Glasgow services are diverted via this route, reversing at Dalmeny.
- H.25 Rosyth Dockyard - Inverkeithing South Jn (2 mi 10 ch)
N* 15:32 FO and 16:32 FSX Rosyth Dockyard - Kirkcaldy.
N* 06:45 SX Kirkcaldy - Rosyth Dockyard.
(Note * Not advertised between Inverkeithing and Rosyth Dockyard.)
Also special trains on annual Dockyard "Open Days", 8 and 9 June in 1985.
- H.26 Inverkeithing North Jn - Inverkeithing East Jn (33 ch)
Special trains from both Dunfermline and Kirkcaldy to points north of Thornton Junction and vice versa.
Used by special trains, Cowdenbeath and Burntisland, in connection with Burntisland Highland Games on Monday 15 July 1985.
- H.27 Thornton South Jn - Thornton West Jn (23 ch)
Special trains from both Kirkcaldy and Dunfermline routed via the Forth Bridge.

- H.30 Welsh's Bridge Jn - Rose Street (Inverness Avoiding line) (32 ch)
18:00 Wick - Inverness.
23:30 SX and SUN Glasgow Queen Street - Inverness.
Also, special trains to and from North stations from and to points south or east of Inverness.

NON-BRITISH RAILWAYS LINES

LONDON REGIONAL TRANSPORT

- Northumberland Park Staff Platform - Seven Sisters (1 mi 48 ch)
Staff train service at approximately 20-30 minute intervals, except during Monday to Friday rush hours.
- Watford North Jn - Watford East Jn (26 ch)
Staff trains: '03' 00:29 MO, '15' 00:39^{1/2} MX and '37' 00:39^{1/2} SUN Watford - Rickmansworth.
Also used at times of service disruption (or staff shortage) when trains are required to serve both Watford and Rickmansworth.
- Kensington Olympia - West Kensington Jn (52 ch)
Special service operates at approximately 15-minute intervals to and from High Street Kensington on occasions of exhibitions at Olympia.

NORTHERN IRELAND RAILWAYS

- Antrim - Bleach Green Jn (17 mi 4 ch)
Special trains, Belfast York Road to and from Antrim and beyond.

CORAS IOMPAIR EIREANN (From 14 January 1985)

- Dublin Connolly - Newcomen Jn - Glasnevin Jn (MGWR) (1 mi 68 ch)
06:00 SX, 07:05 SX, 08:50 SX, 16:15 SX and 17:45 SX Dublin Connolly - Maynooth.
06:55 SX, 08:07 MSX, 08:25 SX, 09:40 SX, 17:00 SX and 18:45 SX Maynooth - Dublin Connolly.
- Dublin: Glasnevin Jn (GS&WR) - Islandbridge Jn (2 mi 54 ch)
19:15 SO Dublin Connolly - Dublin Heuston - Cork.
Also used by special trains, Dublin Connolly to and from the Cork main line.
- Limerick Junction: Kyle Crossing points - Milltown Crossing points (27 ch)
07:30 and 17:15 SUN Limerick - Dublin Heuston.
17:45 and 18:00 SUN Dublin Heuston - Limerick.
Also, special trains, Limerick to and from points north of Limerick Junction.

Cobh Jn - Youghal (20 mi 63 ch)

Annual special train to Claremorris. In 1985 this ran on 12 May, departing Youghal about 06:25 and returning at 23:45.

Limerick (Ennis Jn) - Athenry (58 mi 79 ch)

Athenry - Claremorris (33 mi 26 ch)

Knock pilgrimage specials to and from Claremorris maybe about once a month during the season, i.e., May to October. Note that some trains from Cork and surrounding areas travel via Portarlinton, where they reverse. (The working timetable shows the following Sunday paths: Limerick depart 08:55, 09:48, 10:47, Claremorris arrive 11:58, 12:40, 13:50; Claremorris depart 17:15, 18:10, 19:05, Limerick arrive 20:17, 21:12, 22:07. Not all paths may be used and, when only one or two trains operate, they may not run in any of these paths.)

CHRISTMAS SHOPPING TRIPS

M.10

to MILTON KEYNES

by the "CHILTERN SHOPPER"

special trains

SATURDAYS

and 16th November *1985*
14th December

Adult return fares

Denham, Gerrards Cross,
Seer Green, Beaconsfield,
High Wycombe, Princes
Risborough,

£3.00

Monks Risborough, Little
Kimble, Great Missenden,
Wendover, Stoke Mandeville,
Aylesbury, Qainton Road,

£2.50

Winslow,

£1.50

Children HALF fare



NOTE: An additional train from WINSLOW will run on SATURDAY 7th DECEMBER.

Tickets available from your station NOW



With its wide selection of stores, including all the major multiples, large department stores, a fine selection of smaller shops, and the large indoor and outdoor markets, Milton Keynes is one of Britain's newest, brightest, and smartest shopping centres. Now with our Christmas shoppers' special trains, its one of the most convenient too.

The "Chiltern Shopper" will give you over 5 HOURS in Milton Keynes to explore the city, take lunch, and make your Christmas purchases.

TRAIN TIMES

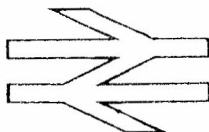
16th November & 14th December

	outwards	return
Denham,	0832	1838
Gerrards Cross,	0840	1831
Seer Green,	0845	1826
Beaconsfield,	0850	1822
High Wycombe,	0900	1809
Princes Risborough,	0914	1756
Monks Risborough,	0917	1753
Little Kimble,	0921	1750
Great Missenden, #	0855	1757
Wendover, #	0902	1750
Stoke Mandeville #	0906	1745
Aylesbury,	0930	1738
Qainton Road,	0945	1724
Winslow,	1020	1651
MILTON KEYNES	1045	1630

#connecting service to/from Aylesbury

SATURDAY 7th DECEMBER.

Winslow,	1020 ↓	1630 ↑
MILTON KEYNES	1045 ↓	1605 ↑



TELEPHONE ENQUIRIES
please telephone:
0494 41561 07.00 to 21.00 daily

Published by British Rail (L.M.R.)
Area Manager, Marylebone, 10/85

PEAK RAIL *Rambler*

TIMETABLE 1985

		SUNDAYS (July 7th to August 25th inclusive)			SATURDAY & BANK HOLIDAY MONDAY (July 13th and August 26th only)				
New Mills Central	(d)	--	1115	1350	1642	--	1050	1350	1610
Chinley	(d)	--	1125	1400	1652	--	1100	1400	1620
Buxton	(a)	--	1215	1445	1737	--	1145	1445	1700
Buxton	(d)	0955	1235	1535	--	0940	1245	1455	--
Chinley	(d)	1040	1320	1620	--	1030	1330	1540	--
New Mills Central	(a)	1048	1328	1628	--	1040	1340	1548	--

SHEFFIELD CONNECTIONS *

(Arrive New Mills Central)

Sheffield	(d)	0900	1015	1146	1532	0902	0948	--	1515 c
Edale	(d)	0940	1041	1223	1609	0939	--	--	1552 c
New Mills Central	(a)	1008	1105	1251	1637	0957	1026	--	1613
New Mills Central	(d)	1055	1340	1650	--	1102	1415	1602	1621
Edale	(a)	1115	1400	1710	--	--	1435	--	1641
Sheffield	(a)	1141	1452	1744	--	1140	1509	1640	1715

MANCHESTER CONNECTIONS *

(Arrive Buxton)

Manchester	(d)	02 minutes past each hour f	18 minutes past each hour
Buxton	(a)	01 minutes past following hour f	19 minutes past following hour
Buxton	(d)	08 minutes past each hour	08 minutes past each hour
Manchester	(a)	59 minutes past each hour	02 minutes past following hour

MANCHESTER CONNECTIONS *

(Arrive New Mills Central)

Manchester	(d)	1030	1250	1550	--	0957	1257	1541	--
New Mills Central	(a)	1055	1331	1631	--	1031	1231	1602	--
New Mills Central	(d)	--	1208	1338	1638	--	1111	1411	1611
Manchester	(a)	--	1245	1415	1717	--	1143	1445	1643

TICKETS WILL BE ISSUED FROM BUXTON AND NEW MILLS CENTRAL TRAVEL CENTRES

KEY: a	arrive	FARES: Buxton to New Mills	Return	Single
d	depart	Adults	£2.00	£1.20
*	sample times from BR's full daily service	Child/OAP	£1.00	£0.60
c	change at Chinley	Family (2 adults and up to 3 children)	£5.00	
f	first daily train departs 1002 arrives Buxton 1101	'Freedom of the Line'	£5.00	

BUS: Many bus companies serve the area including Derbyshire Day Discoverer tickets valid. Trent, East Midlands, Crosville, Bowers, Greater Manchester Transport, Sheffield City Transport and Linkman (X67). Special discounts for Peak Wayfarer ticket holders. PEAK RAIL will provide a sales stand and refreshments on the trains (subject to availability).

All times and fares are correct at time of going to press but may be subject to variation without notice.

Get off about Gate 149 and post along with your subscription to:
The Membership Secretary, Peak Railway Society Ltd., Station Road, Buxton SK17 6AQ
Please enrol me as a member of the Peak Railway Society Ltd. I attach a cheque/postal order for £
in respect of Adult/Junior/Family/Associate/Life Membership. (delete as appropriate)

Christian Names _____

Age (if under 18) _____

Surname _____

Specialist skills which may be of use to Peak Rail _____

Address _____

Postcode _____

Where did you obtain this leaflet? _____

Membership rates (1985)

Adult £4
Junior (under 18) and O A P £2
Family £8
Associate (groups) £10
Life £75

Joining in: Jan. - March £4
Apr. - June £3
July - Sept. £2
Oct. - Dec. £1

£0.50 £2
£4 £5
£6 £75

FOR OFFICE
USE ONLY

Date Received _____

Remittance _____

Receipt No. _____

Membership No. _____

Registered _____

SPECIAL SATURDAY EXCURSIONS

THIS SUMMER

Saturday 25th May,

Saturday 27th July

Saturday 10th August

Saturday 24th August

TIMETABLE 1985

Exeter to Okehampton

EXETER CENTRAL dep	9:34	16:00
EXETER ST DAVIDS	9:43	16:15
CREDITON	9:54	16:26
OKEHAMPTON arr	10:25	16:57

* Through train from EXMOUTH.

Okehampton to Exeter

OKEHAMPTON dep	10:38	17:15
CREDITON	11:07	17:43
EXETER ST DAVIDS	11:20	17:56
EXETER CENTRAL arr	11:25	18:14

○ Through train to EXMOUTH.

FARES

EXETER or CREDITON to
OKEHAMPTON and back

Adult or unaccompanied child (5-16 yrs)

£2.50

OKEHAMPTON to CREDITON
or EXETER and back

Accompanied child (5-16 yrs)

£1.25

For further details of connecting trains contact:
Exeter St Davids Travel Centre. Tel (0392)33551

BOOKING

In Advance

For travel from
EXETER or CREDITON

By post from EXETER ST DAVIDS Travel Centre

In person from EXETER CENTRAL Travel Shop
In person from EXETER ST DAVIDS
Travel Centre

For travel from
OKEHAMPTON

In person from West Devon Borough Council
Oaklands Drive, Okehampton.
By post from West Devon Borough Council

On the Day

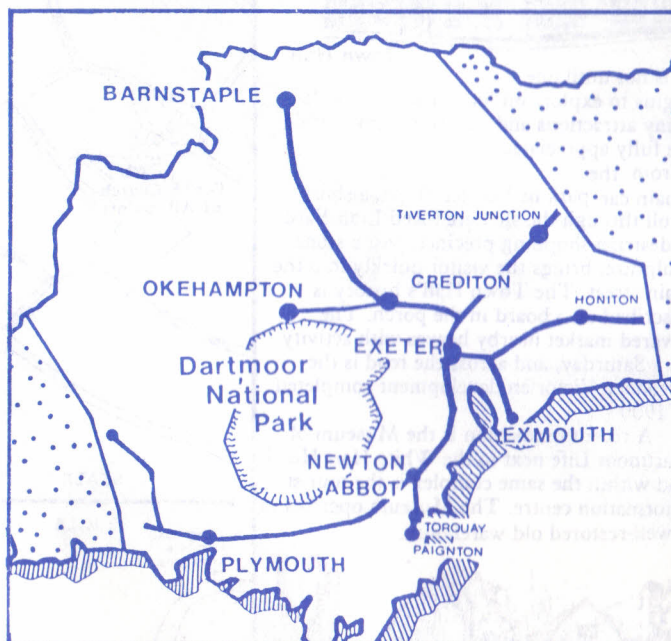
For travel from EXETER

EXETER CENTRAL or EXETER ST DAVIDS
Booking Offices

For travel from
OKEHAMPTON or CREDITON

From the guard on the train

Where the Railways are



Travel by Train to Dartmoor



SPECIAL
SATURDAY EXCURSIONS

Moors-link

Sponsored by
West Devon Borough Council

Exeter to Okehampton



We're getting there ➔